

NVivo: Rapid Upload

Ignite Presentation, AES 2019, Dr Carolyn Hooper



ALLEN+CLARKE
CONSULTING







Work Smarter,
Not Harder.









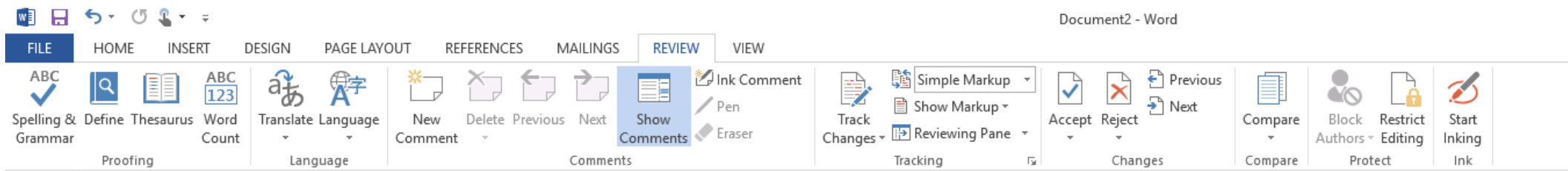


KEY EVALUATION QUESTIONS....(HEADING 1)

Sub-questions.....(Heading 2)

Prompts.....(Heading 3)





- KEQ.1: TO WHAT EXTENT.... ¶

Content goes here ¶

- How do you.... ¶

Content goes here ¶

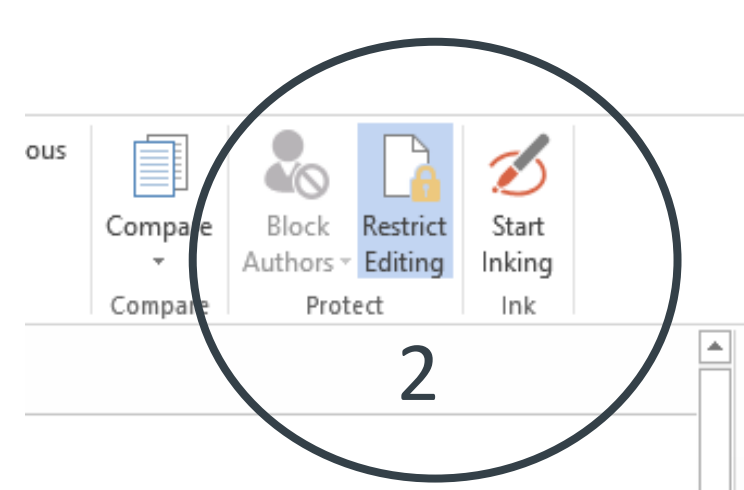
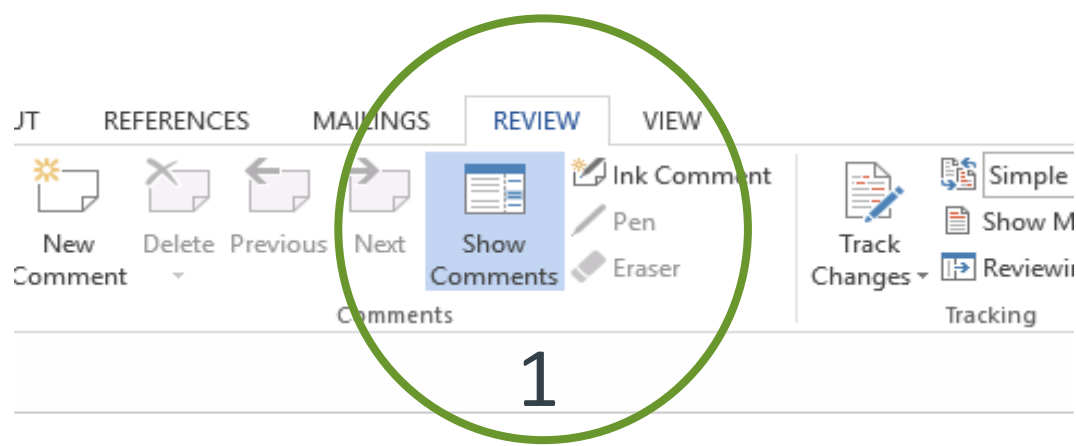
- *What happens if....* ¶

Content goes here ¶

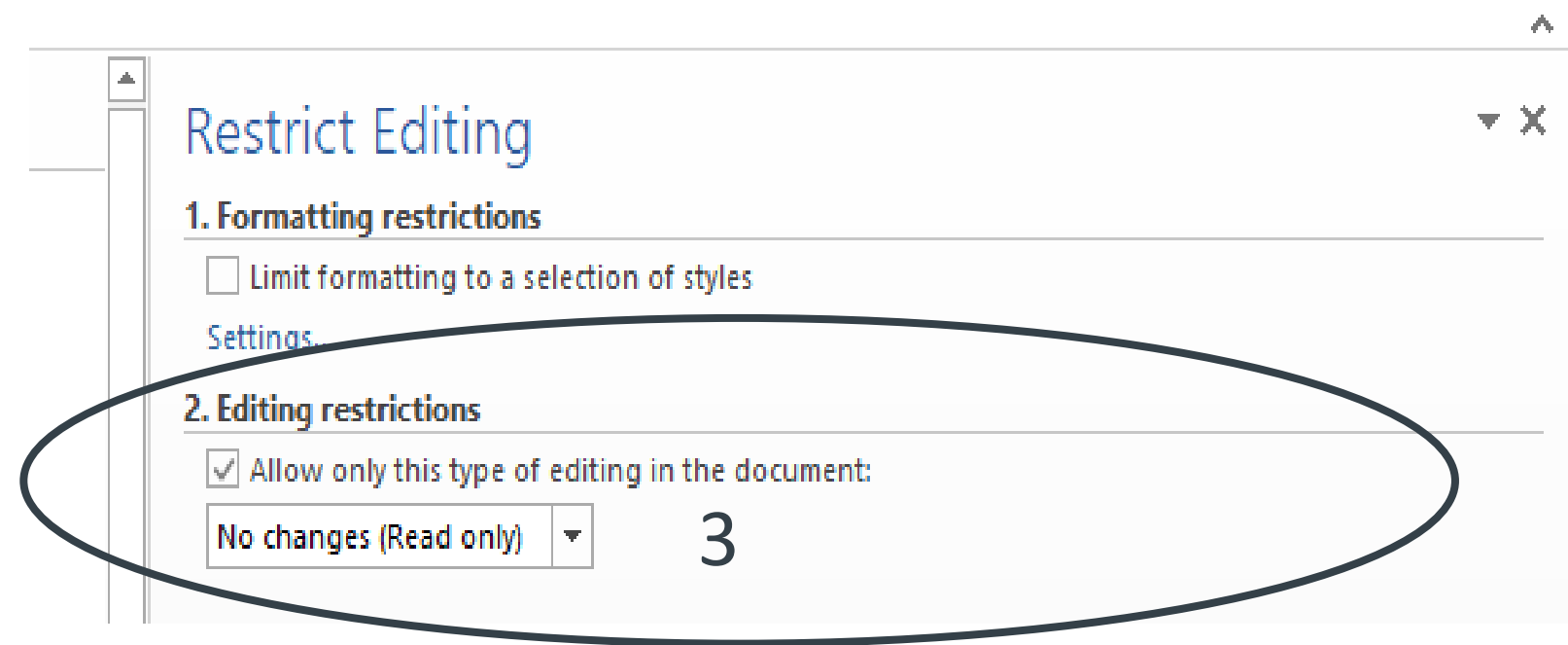








Stabilisation 101





Restrict Editing

1. Formatting restrictions

Limit formatting to a selection of styles

[Settings...](#)

2. Editing restrictions

Allow only this type of editing in the document:

No changes (Read only) ▼

Exceptions (optional)

Select parts of the document and choose users who are allowed to freely edit them.

Groups:

Everyone

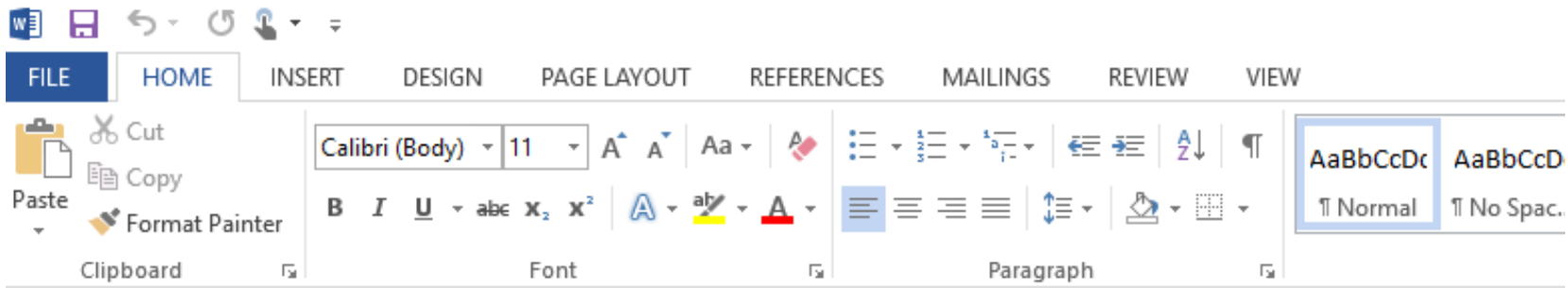
 [More users...](#)

3. Start enforcement

Are you ready to apply these settings? (You can turn them off later)

Yes, Start Enforcing Protection





KEQ 1: TO WHAT EXTENT....

Response goes here

How do you....

Response goes here

What happens if....

Response goes here



Restrict Editing



1. Formatting restrictions

Limit formatting to a selection of styles

[Settings...](#)

2. Editing restrictions

Allow only this type of editing in the document:

No changes (Read only) ▼

Exceptions (optional)

Select parts of the document and choose users who are allowed to freely edit them.

Groups:

Everyone

[More users...](#)

3. Start enforcement

Are you ready to apply these settings? (You can turn them off later)



Start Enforcing Protection ? X

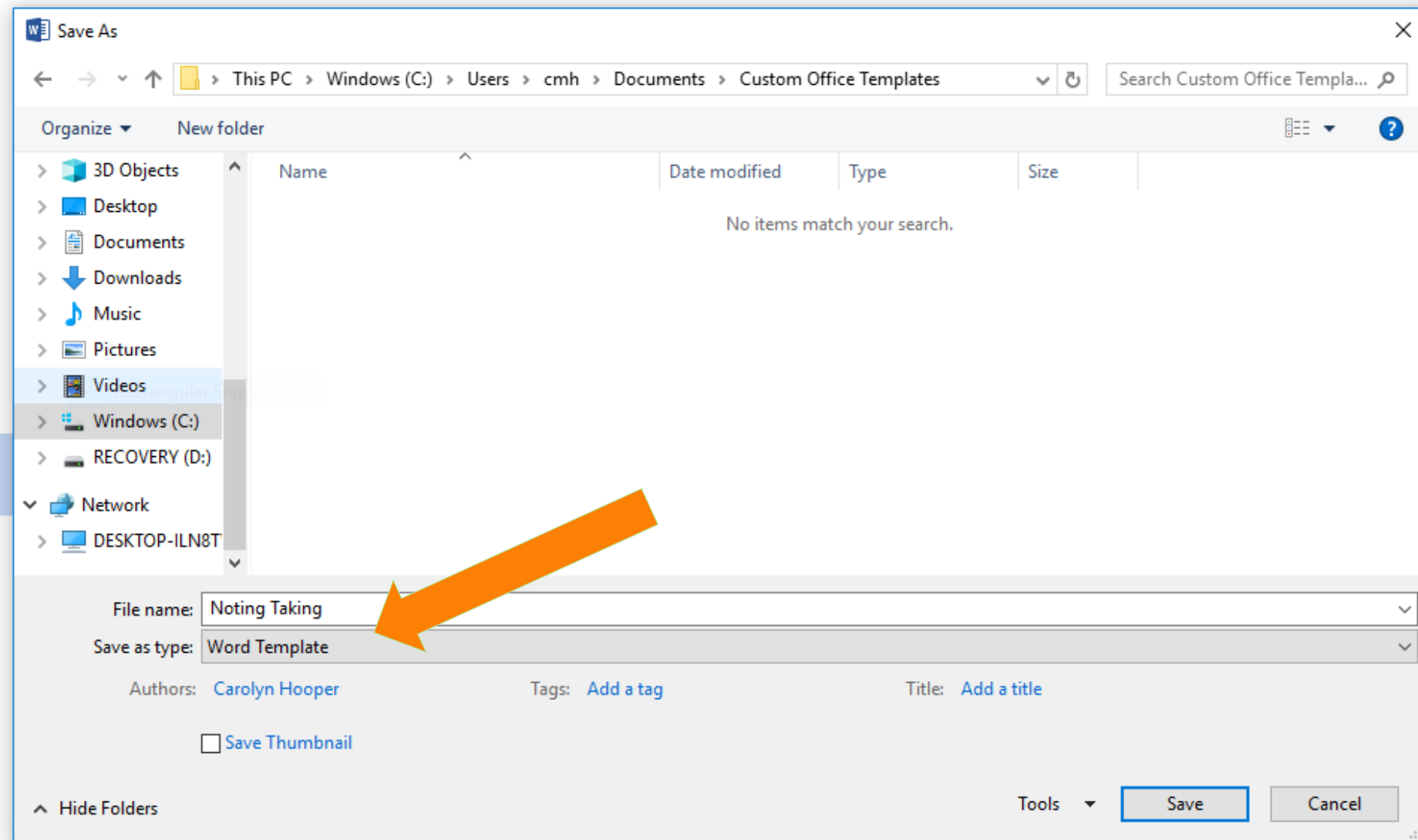
Protection method

Password
(The document is not encrypted. Malicious users can edit the file and remove the password.)

Enter new password (optional): ●●●●

Reenter password to confirm: ●●●●

User authentication
(Authenticated owners can remove document protection. The document is encrypted and Restricted Access is enabled.)



.dotx 😊

.docx ☠️



<https://fineartamerica.com/featured/happy-smiley-faces-tim-gainey.html?product=poster>



HHI Evaluation_cmh (NVivo 12).nvp - NVivo 12 Pro

File Home Import Create Explore Share

Paste Cut Copy Merge Clipboard Properties Open Memo Link Item Add To Set Create As Code Create As Cases Query Visualize Code Auto Code Range Code Uncode Case Classification File Classification

Quick Access Files Memos Nodes

Data Files E-diaries_content code Focus Groups_content Interviews Vignettes_NOT classifie File Classifications Externals

Codes Nodes KEQs Relationships Relationship Types

Cases Notes Search Maps Output

CH 1 Item

Auto Code Wizard - Step 2 of 3

Welcome to the Auto Code Wizard

Select the paragraph styles to use for the coding.

A node or case is automatically created (or updated) for each paragraph formatted in the selected style

Text below the styled paragraph is auto coded to the node or case.

Available paragraph styles


- Body Text
- CV - Name

Selected paragraph styles

- heading 1
- heading 2
- heading 3
- heading 4

Press Next to continue.

Cancel Back Next



<input type="checkbox"/> KEQ 1 Reach			1	1
<input type="checkbox"/> Experience of the assessment process			29	29
<input type="checkbox"/> Experience of the referral process			28	28
<input type="checkbox"/> Further expansion to pathways			26	49
<input type="checkbox"/> FWA feel supported by HHI			2	2
<input type="checkbox"/> Public awareness of HHI			1	1
<input type="checkbox"/> Referral pathways work			17	64
<input type="checkbox"/> Referral targets			12	44
<input type="checkbox"/> KEQ 2 Innovation			0	0
<input type="checkbox"/> KEQ 3 Effectiveness			1	1
<input type="checkbox"/> KEQ 4 Expected Immediate Outcomes			5	28



Thank you



ALLEN+CLARKE
CONSULTING