

Evolving the Evaluation Deliverable

Gerard Atkinson, ARTD Consultants

AES 2018 Conference, 21 September 2018

The logo for ARTD CONSULTANTS features a blue curved line above the text. 'ARTD' is in blue and 'CONSULTANTS' is in green.







Consultant
(*Nerdus Expensivus*)

Evaluation use



The history of deliverables



Brainstorming!!!



Bringing it all together

Evaluation use



```
graph TD; A[Evaluation use] --> B[The history of deliverables]; B --> C[Brainstorming!!!]; C --> D[Bringing it all together];
```

The history of deliverables

Brainstorming!!!

Bringing it all together

Evaluation use

Instrumental

Conceptual

Enlightenment

Process

Persuasive

After Fleischer and Christie, Am. J Evaluation, 2009

Evaluation use

Instrumental

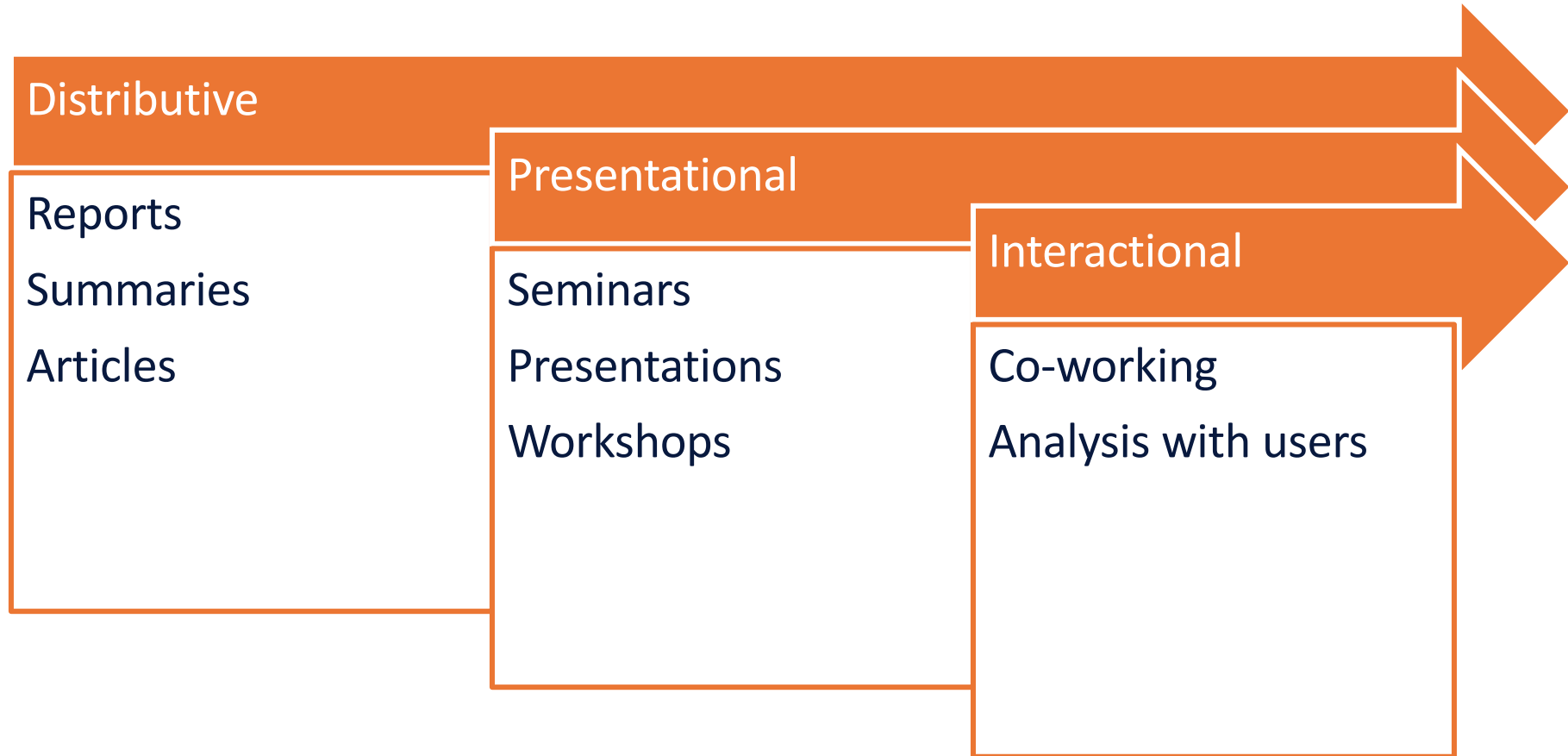
Conceptual

Enlightenment

Process

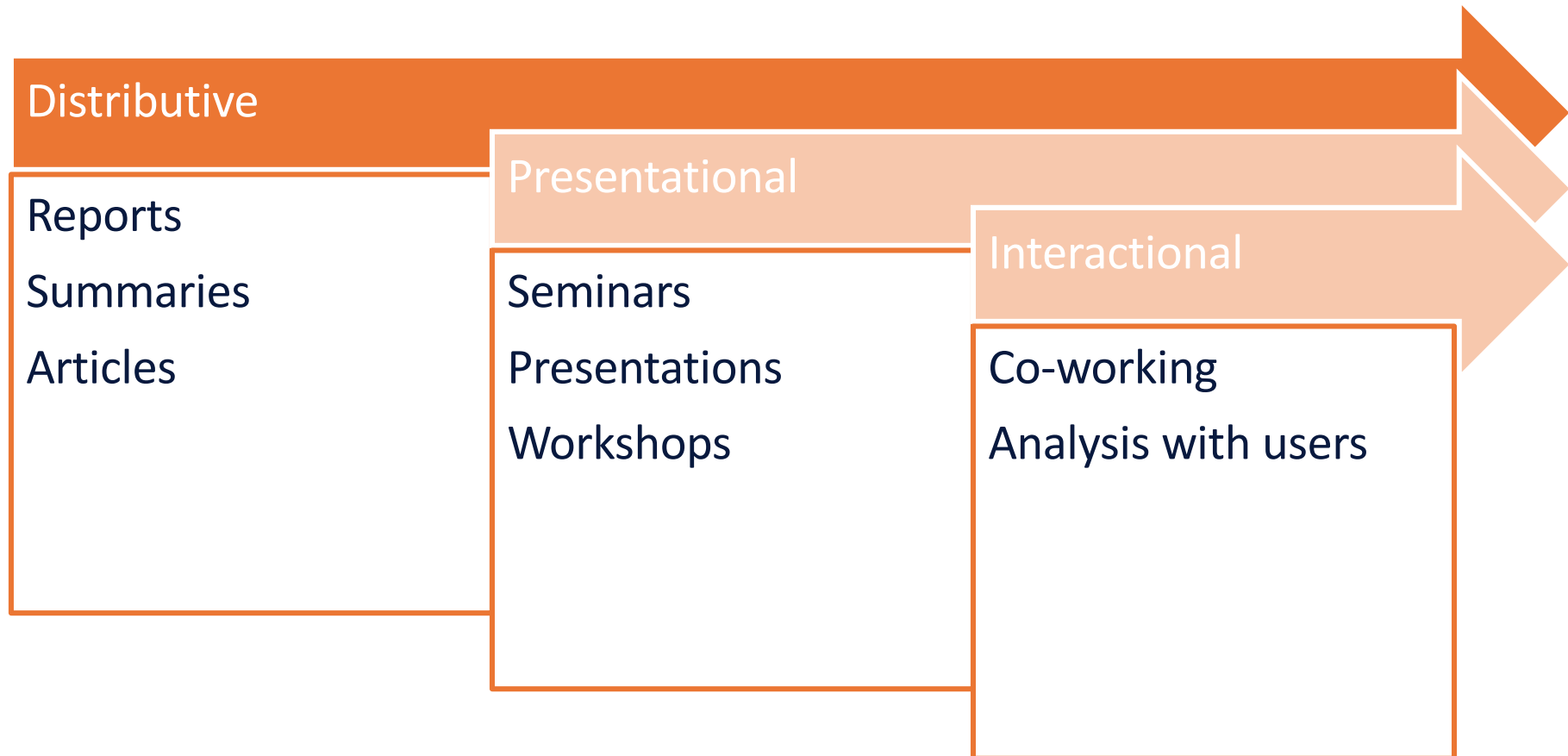
Persuasive

Deliverables as distributive practice

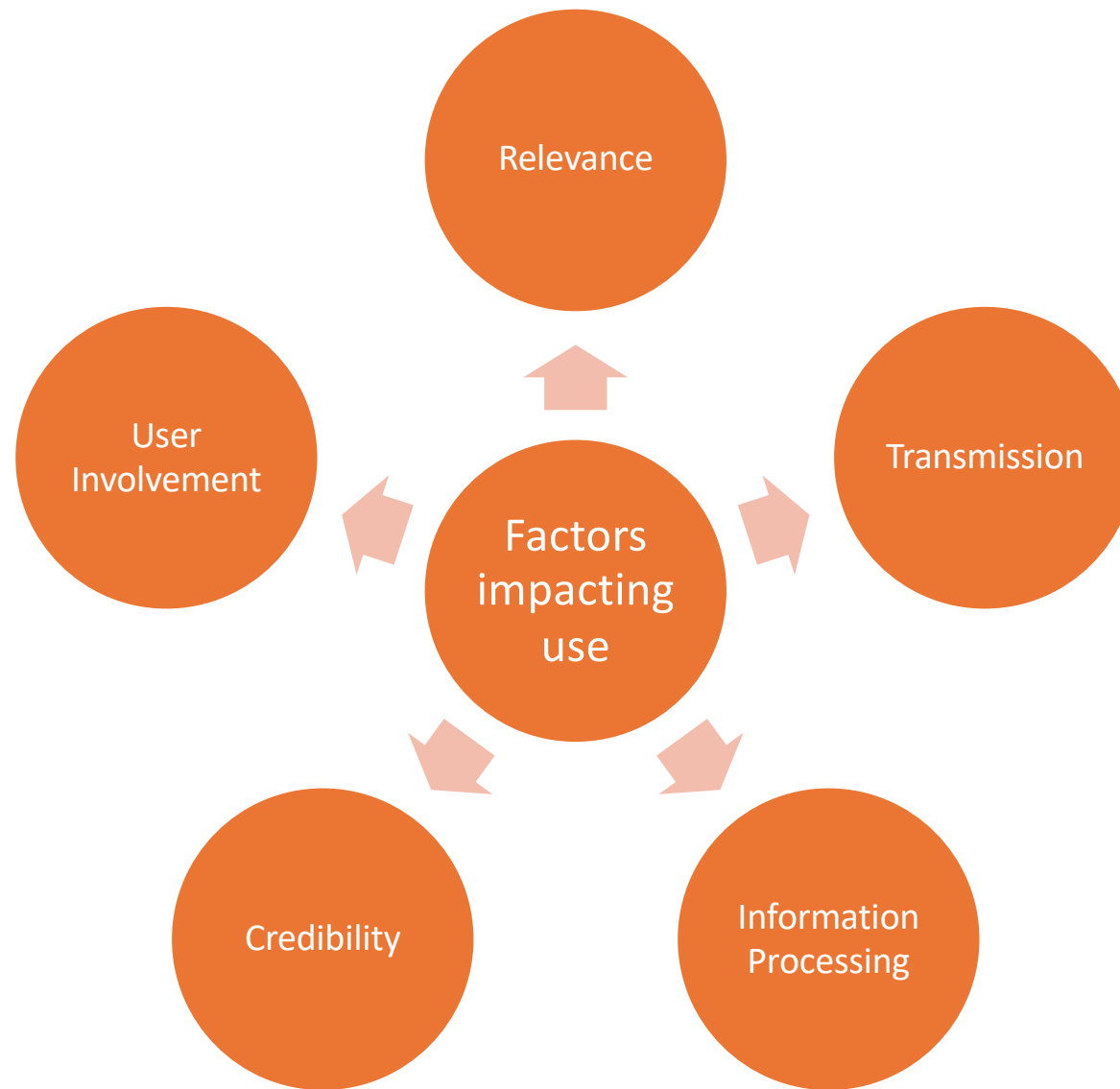


After Saunders, IOCE, 2011

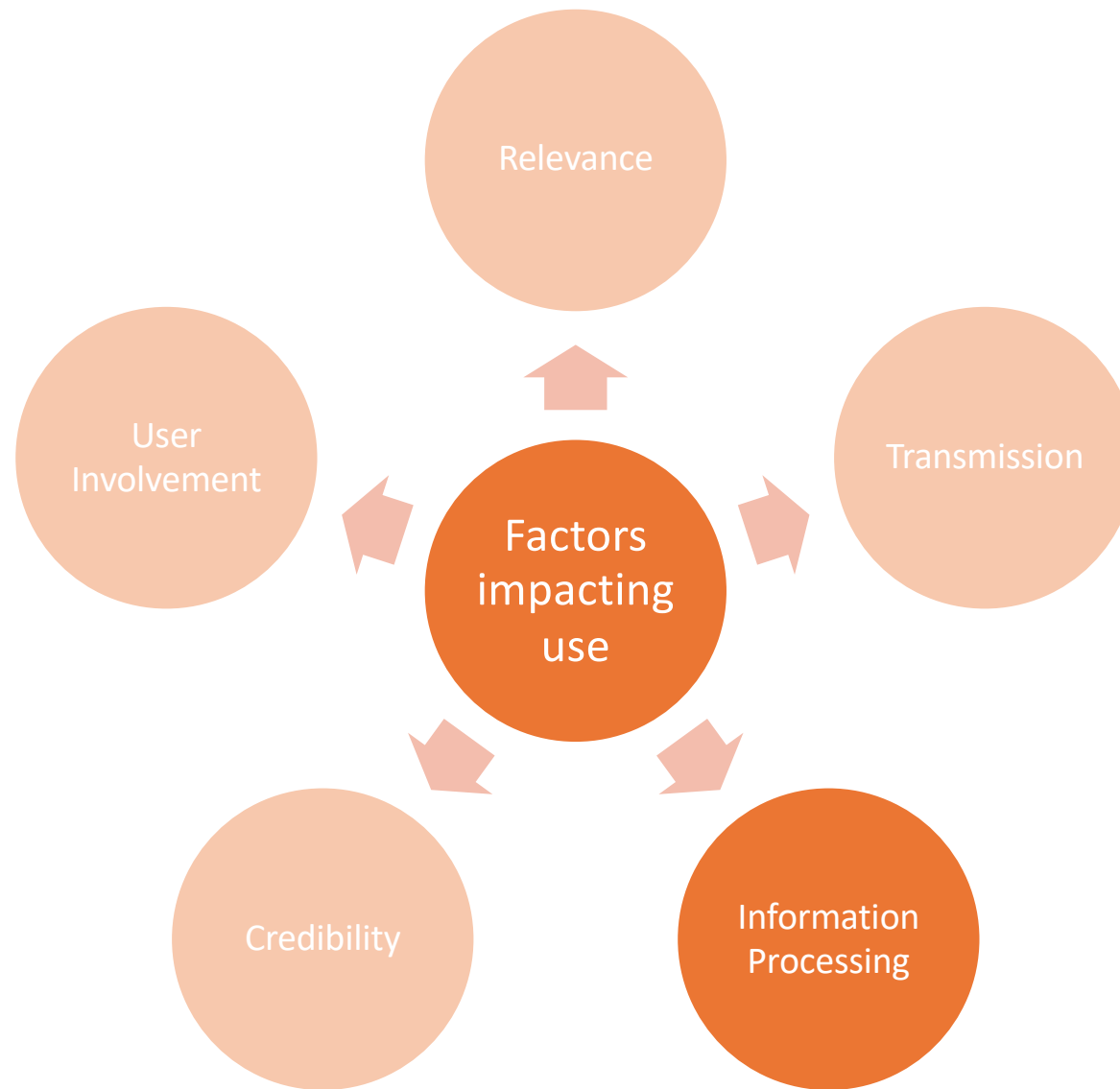
Deliverables as distributive practice



After Saunders, IOCE, 2011



After Leviton & Hughes, Eval. Review, 1981



After Leviton & Hughes, Eval. Review, 1981

Evaluation use



```
graph TD; A[Evaluation use] --> B[The history of deliverables]; B --> C[Brainstorming!!!]; C --> D[Bringing it all together];
```

The history of deliverables

Brainstorming!!!

Bringing it all together

Maximising self-directed
engagement with
evaluation outcomes



T.P.S REPORT

COVER SHEET

Prepared By: _____ Date: _____

System: _____ Program Language: _____ Platform: _____ OS: _____

Unit Code: _____ Customer: _____

Unit Code Tested: _____

Due Date: _____ Approved By: _____

Test Date: _____ Tested By: _____

Total Run Time: _____ Total Error Count: _____

Error Reference: _____

Errors Logged: _____ Log Location: _____

Passed: _____ Moved to Production: _____

Comments: _____

CONFIDENTIAL

Executive
Summaries

Literature
Reviews

PR Materials

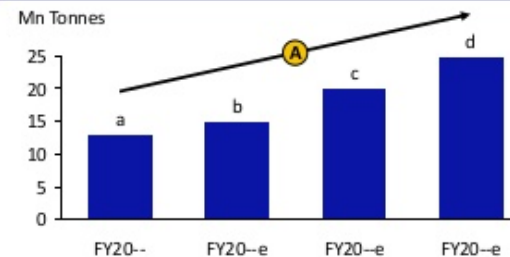
“Deckliverables”

Demand for paper in India is expected to cross the 25mn tonnes mark, by 2025

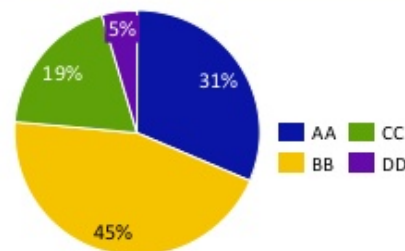
Paper Industry – Overview

- India is the xth largest paper manufacturer in the world with around x – y mills
- Currently, Paper demand in India is estimated to be around ab mn tonnes
 - Indian roughly accounts for aa% of the total global demand of paper
- India’s paper consumption has grown at a steady rate of around ab1% in the last five years
 - It is expected to double by 20--, from the current level of x mn tonne
 - Per capita consumption of paper in India stands at y kg, as against the global average of z kg, thereby leaving ample scope for demand creation
- The tissue paper industry is emerging as a new sub segment within the specialty paper market
 - The organized tissue paper market is estimated to be valued at INR xx bn in 20-- and is expected to grow at a CAGR of ab% in next 3-5 years
- Domestic players are focusing on capacity expansion in order to meet the increasing demand in the country
 - Over the last five years, INR ab bn has been invested towards capacity enhancement, technology up gradation and acquisitions

Paper Demand – Growth



Paper Industry – Demand Share (FY 2014)





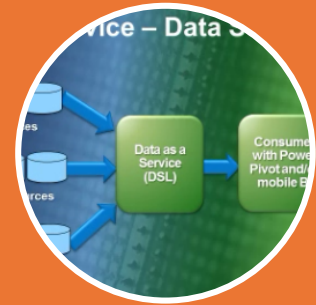
Excel



Tableau, Qlik,
PowerBI



Custom apps



DaaS

“Dashliverables”



So what's next?

Evaluation use



```
graph TD; A[Evaluation use] --> B[The history of deliverables]; B --> C[Brainstorming!!!]; C --> D[Bringing it all together];
```

The history of deliverables

Brainstorming!!!

Bringing it all together

Group up



What is it?

What does it look like?

Who is going to use it?

How will they use it?

Review

What is it?



How will it integrate into evaluation?

What data will we need to collect?

How will it fit with existing deliverables?

How will we convince users of its value?

Review

How will it integrate?



What skills will be needed by evaluators?

What do we have already?

What don't we have already?

Will we do it ourselves or will it need external help?

Review

What skills will be needed?

Evaluation use



```
graph TD; A[Evaluation use] --> B[The history of deliverables]; B --> C[Brainstorming!!!]; C --> D[Bringing it all together];
```

The history of deliverables

Brainstorming!!!

Bringing it all together

What is it?

How will it
integrate?

What skills will
be needed?



Contact



Gerard Atkinson
Manager
gerard.atkinson@artd.com.au

