

# New words, old approaches: Weaving together foundational principles for assessing evaluation approaches

Roxanne Bainbridge (Central Queensland University), Emma Walke (UCRH, University of Sydney) and Robyn Bailey with Ned Hardie-Boys (Allen + Clarke) Jodie Bailie and Ross Bailie (UCRH, University of Sydney), Robert Monaghan (Monaghan Consulting) and Julia Carr (GP).




**ALLEN+CLARKE**


# Acknowledgement of Country

We acknowledge and pay respect to the traditional custodians of this land -the Palawa people, elders past and present, and their continuing connection to land, waters, sea and community.


*We also acknowledge our artist – Emma Walke, a Bundjalung Woman.*



# Acknowledging our evaluation team




# Outline



# Our context

Asked to **co-design a four-year evaluation**  
of the Australian Government's investment in Aboriginal  
and Torres Strait Islander Primary Health Care, which  
primarily occurs through the Indigenous Australians'  
Health Programme.

**9 month co-design journey**  
which culminated in a *Monitoring and Evaluation Design  
Report* and *Resourcing Plan* to implement the evaluation  
over 4 years




# Our terminology

## Co-design

- Defined as the active involvement of stakeholders at all levels, whose perspectives will collectively inform and shape the design of, and ongoing iterations of the evaluation over the four years.

## Co-creation

- Defined as the collective creation of knowledge and understanding, and of solutions, responses and actions to address identified issues.



# Defining co-design: Whose perspective?

## Aboriginal and Torres Strait Islander people


Emphasise:

- The 'co' in co-design
- 'Co' is not new
- 'Co' means Aboriginal and Torres Strait Islander leadership
- 'Design' is about a relational and empowering process

## Western

Emphasise:

- The 'design' in co-design
- Design thinking as:
  - Creative process
  - Solution-focussed
  - Synthesis rather than analysis
  - Divergent and convergent thinking



# Developing a framework:


## Two-fold purpose for this interactive session

### To discuss:

- What you think is really important to be asking about co-design and other co-approaches when working with Aboriginal and Torres Strait Islander people?

### To do this:

- Through participating in a collaborative process





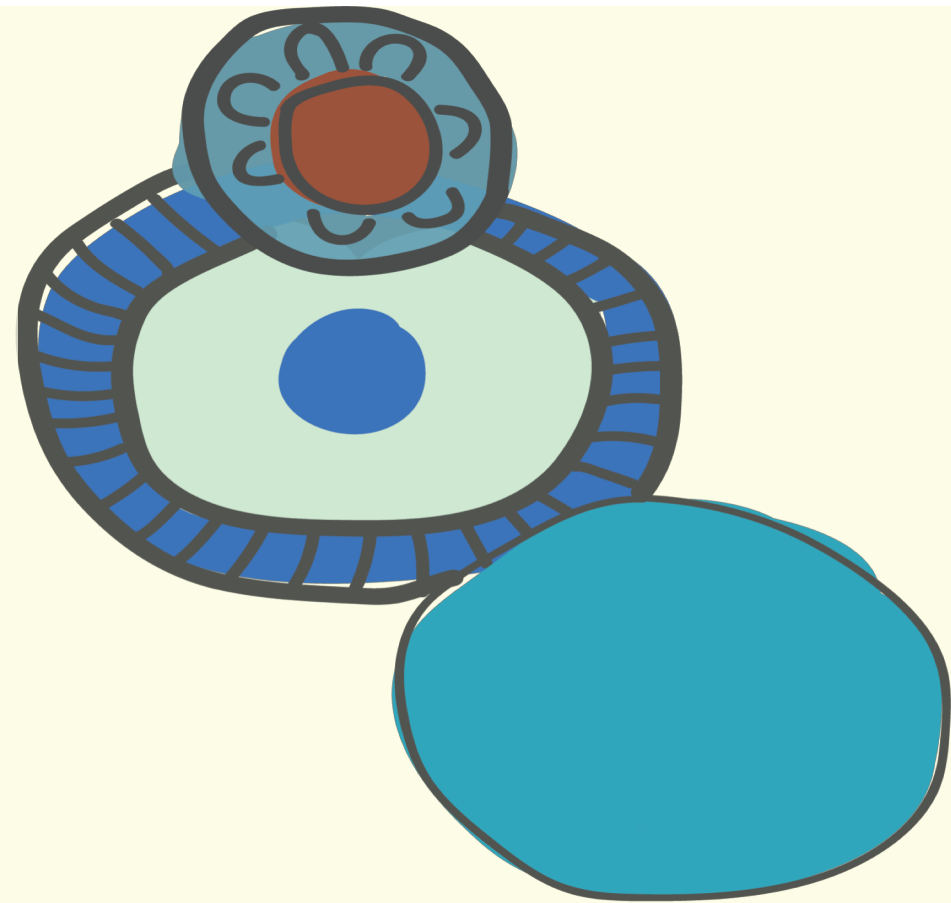
# The plan

## DEVELOPING A FRAMEWORK

1. Ask questions
2. Discuss and group the questions
3. Report back

## GIVING-BACK

*Acknowledging and using the framework*



## First step:

Please write your questions in response to the following question, one question per stickie note:


**What do you think is really important to be asking about co-design and other co-approaches when working with Aboriginal and Torres Strait Islander people?**

What is co-design?

How do you know when you're doing co-design?


Examples of questions

Does co-design make a difference and for whom?



## Second step:

At your table, discuss why you posed these questions, while grouping the questions thematically. Please note your discussion on the coloured paper and/or illustrate.



## Why are these questions important?


Understanding

**What is co-design?**

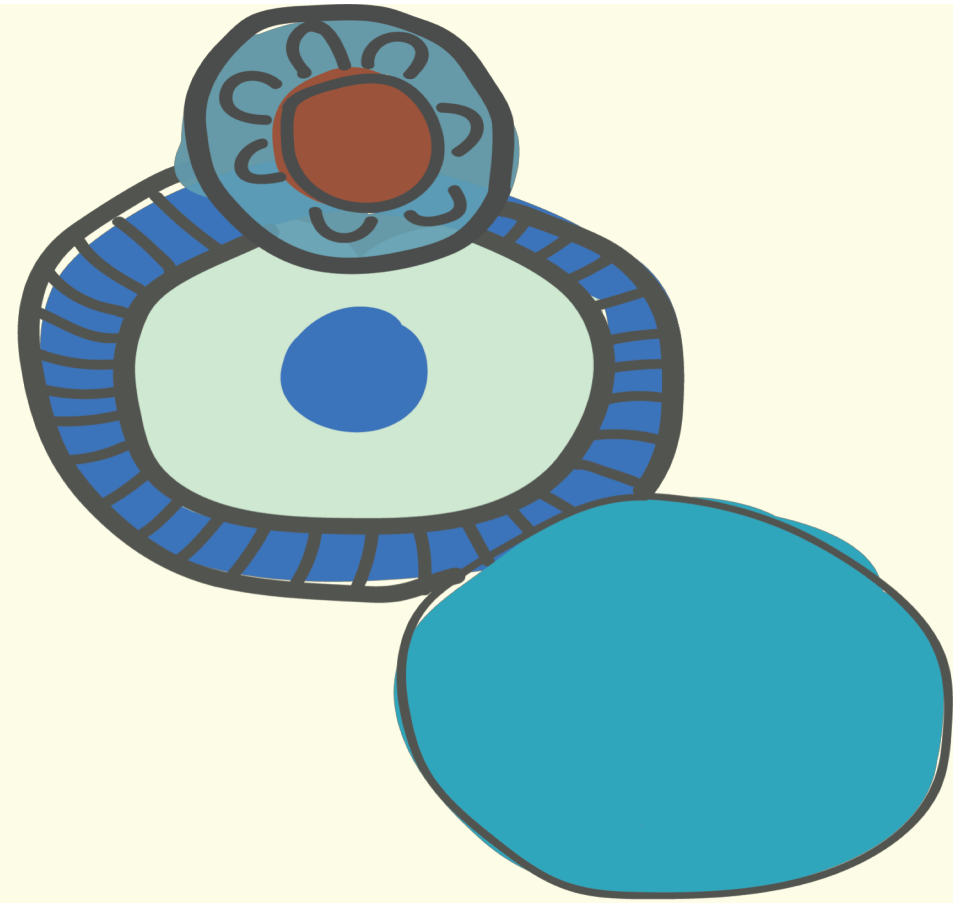
**How do you know when you're doing co-design?**

Ethics

**Does co-design make a difference and for whom?**




**Third step:**  
Reporting back



# Wrap-up

- We will send you a combined poster of what you developed today for your use.
- Thank you for participating in a collaborative process of identifying questions that are important to work through when we are undertaking co-design and other co-approaches working with Aboriginal and Torres Strait Islander people



The background is a light yellow color with several large, stylized, hand-drawn shapes in various colors including blue, green, and yellow. These shapes have thick black outlines and some internal patterns like concentric circles, wavy lines, or a central dot. One shape in the bottom right contains a stylized black symbol that looks like a cross with a 'C' and some horizontal lines.

[r.bainbridge@cqu.edu.au](mailto:r.bainbridge@cqu.edu.au)  
[emma.walke@sydney.edu.au](mailto:emma.walke@sydney.edu.au)  
[rbailey@allenandclarke.com.au](mailto:rbailey@allenandclarke.com.au)  
<http://www.iphceval.com>