


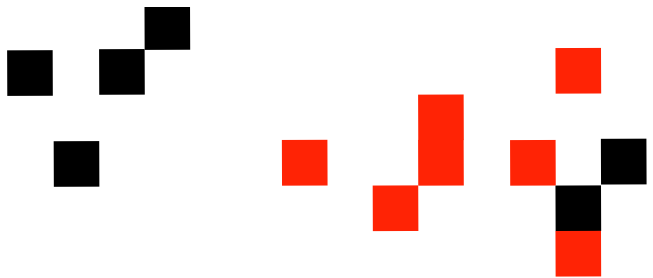



# *Exploring innovation in evidence-based programs*

UTS Institute for Public Policy and Governance



	Evidence base	Innovation window	Outcomes due to....
Social investment pilot of family support program	Intensive family support programs	Funding model	Skilled workers tailoring delivery to individual families
Granted funded tenant support program	Tenant participation activities	Commissioning requirements	Locally well connected providers engaging tenants in community activities
Co-designed mentoring model	Core features of mentoring programs	Design process	Targeted program designs relevant to lived experience
Transition from custody program	(In)effective responses	Governance and information sharing	Local insights and intelligence to improve service responses

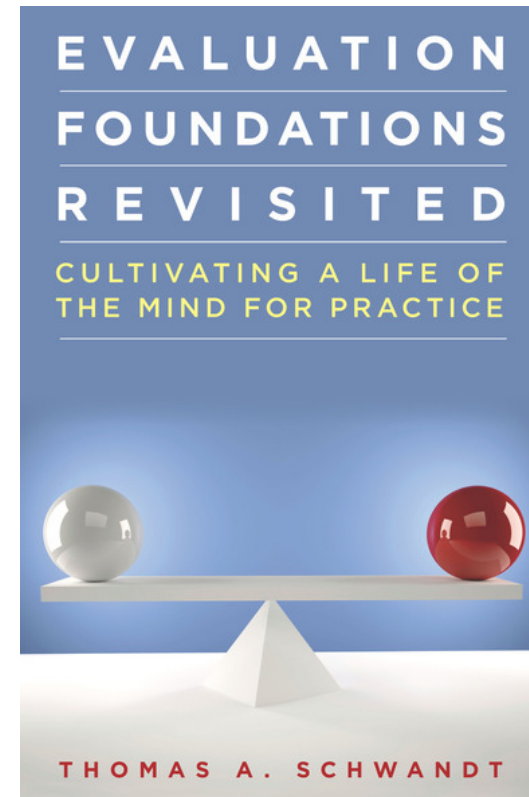


## Evaluative thinking – mediating between the 'localisation' of innovation and the evidence base

**Episteme:** scientific knowledge / invariable, context independent


**Techne:** instrumental know-how / crafted to context

**Phronesis:** wisdom / context-sensitive yet principled





## So what?

- 
- Be aware of innovation creep → clarify
  - Remain open to surprises → explore
  - Be aware of the observer effect → create(ive) space
  - Remain a critical friend → drive its possibility





*Thank you*

*Alexandra.Ellinson@uts.edu.au*

UTS Institute for Public Policy and Governance

