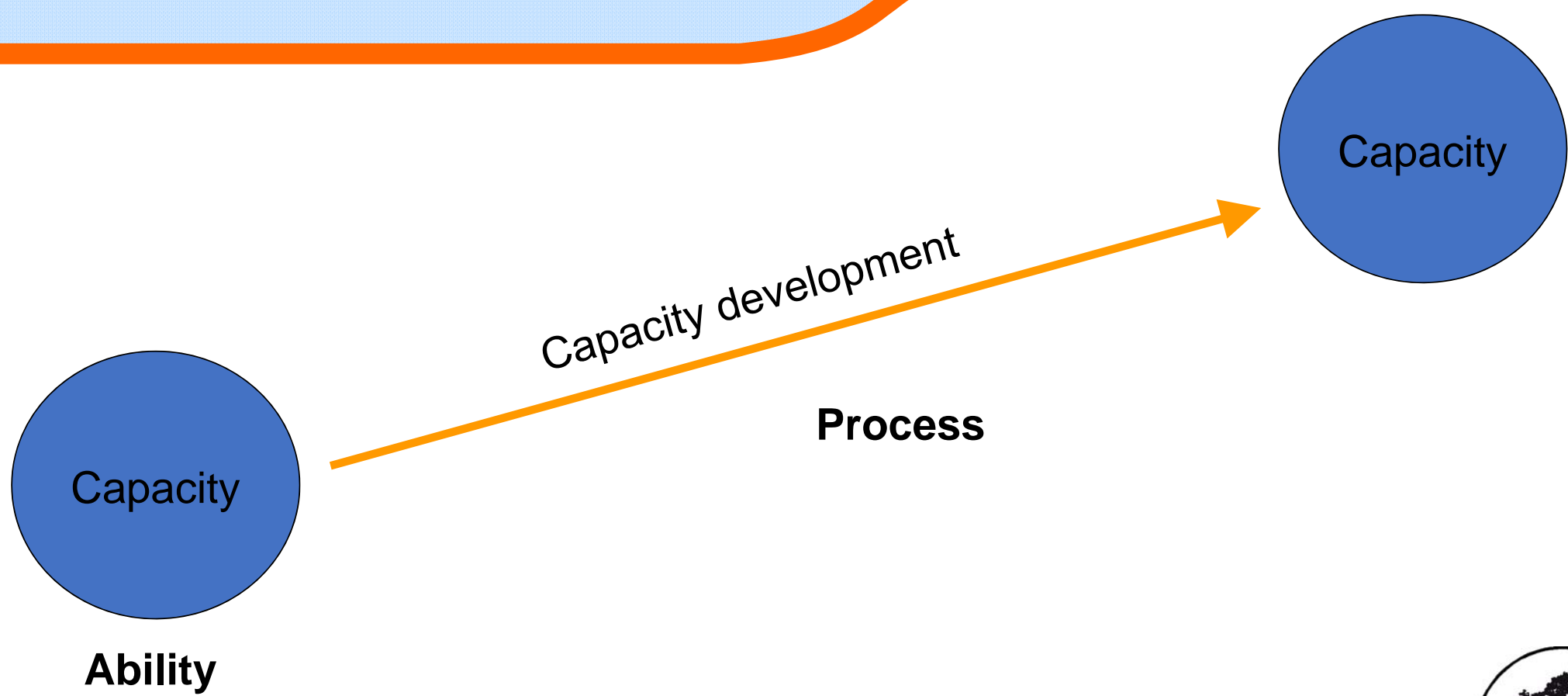


The Capacity Development Evaluation Framework: providing value to users

Fiona Kotvojs: fiona@kurrajonghill.com.au



Capacity & Capacity Development



Criteria

Characteristics

- Easy to understand
- Easy to use
- Realistic resource requirement
- Rigour
- Versatile
- Use and useability

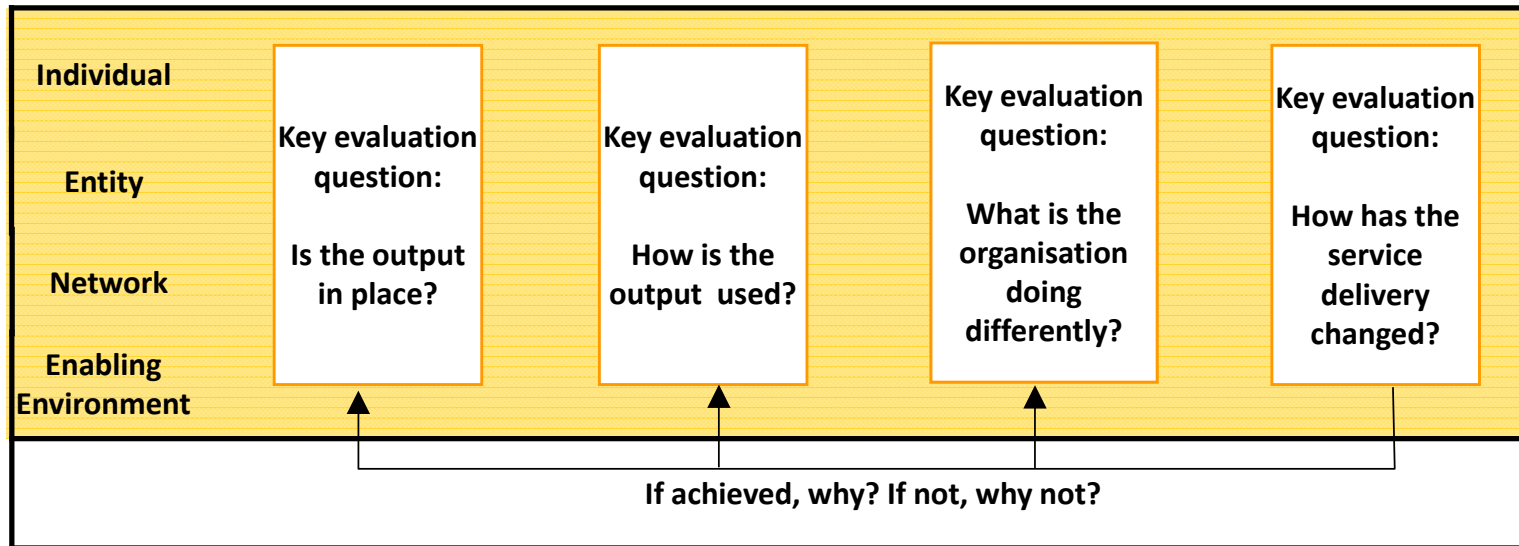
Information

- Changes?
- Progress?
- How change occurred?
- Environmental factors?
- Lessons learnt?



CDEF

Level	Output	Immediate Outcome	Intermediate Outcome	End Outcome
Focus	Product	Use of Output	Organisational Change	Service Delivery Change
Time frame for achievement (indicative)	1 year	1 – 3 years	3 – 6 years	7 – 10 years

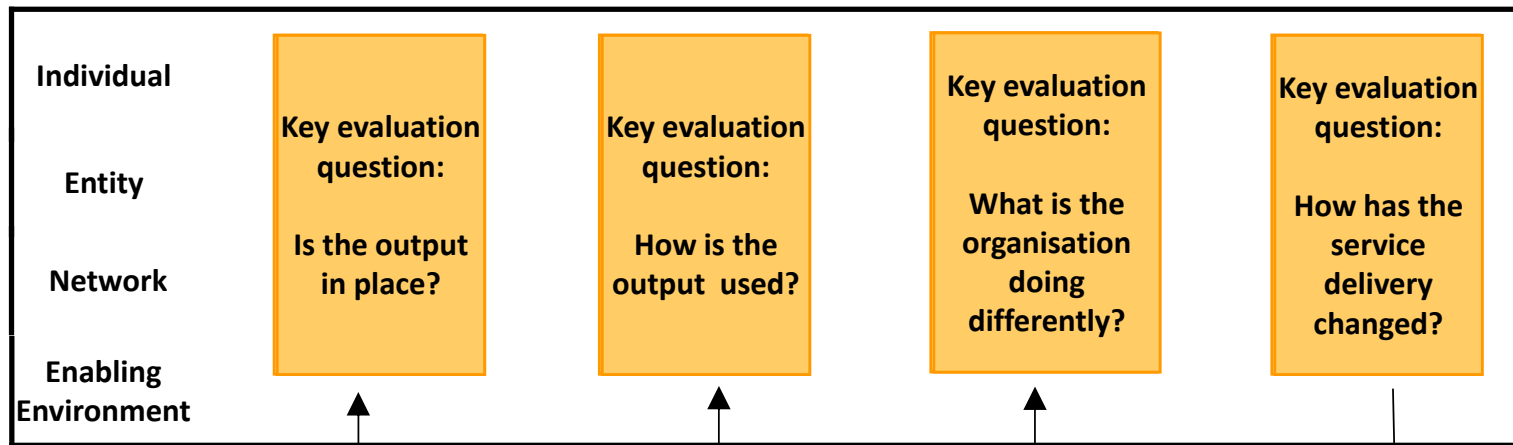


Risk				
Picture of success				



CDEF

Level	Output	Immediate Outcome	Intermediate Outcome	End Outcome
Focus	Product	Use of Output	Organisational Change	Service Delivery Change
Time frame for achievement (indicative)	1 year	1 – 3 years	3 – 6 years	7 – 10 years




If achieved, why? If not, why not?

Risk				
Picture of success				



Cases

Location	Solomon Islands	Indonesia	Indonesia
Modality	Project	Program	Facility
Value	\$7.2m	\$61m	\$66m
M&E resources	None	>2.8% (excluding personnel)	<1.5%
M&E experience	None	Limited	V. limited
CDE Framework introduced	End	Before start	After 1 year
Sector	Housing	Rural development	Economic governance



Criteria

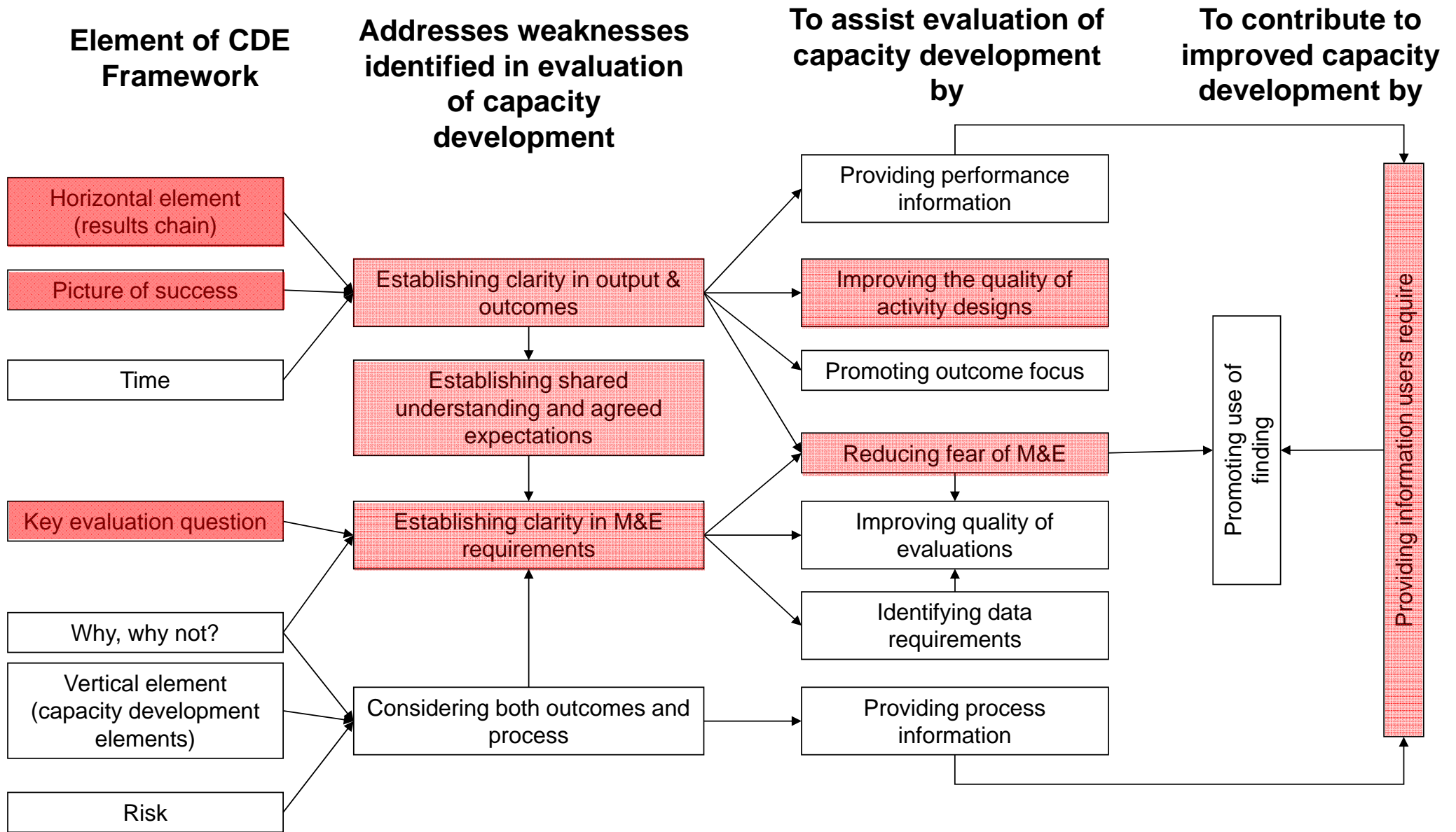
Characteristics

- ✓ Easy to understand
- ✓ Easy to use
- ✓ Realistic resource requirement
- ✓ Rigour
- ✓ Versatile
- ✓ Use and useability

Information

- ✓ Changes?
- ✓ Progress?
- ✓ How change occurred?
- ✓ Environmental factors?
- ✓ Lessons learnt?





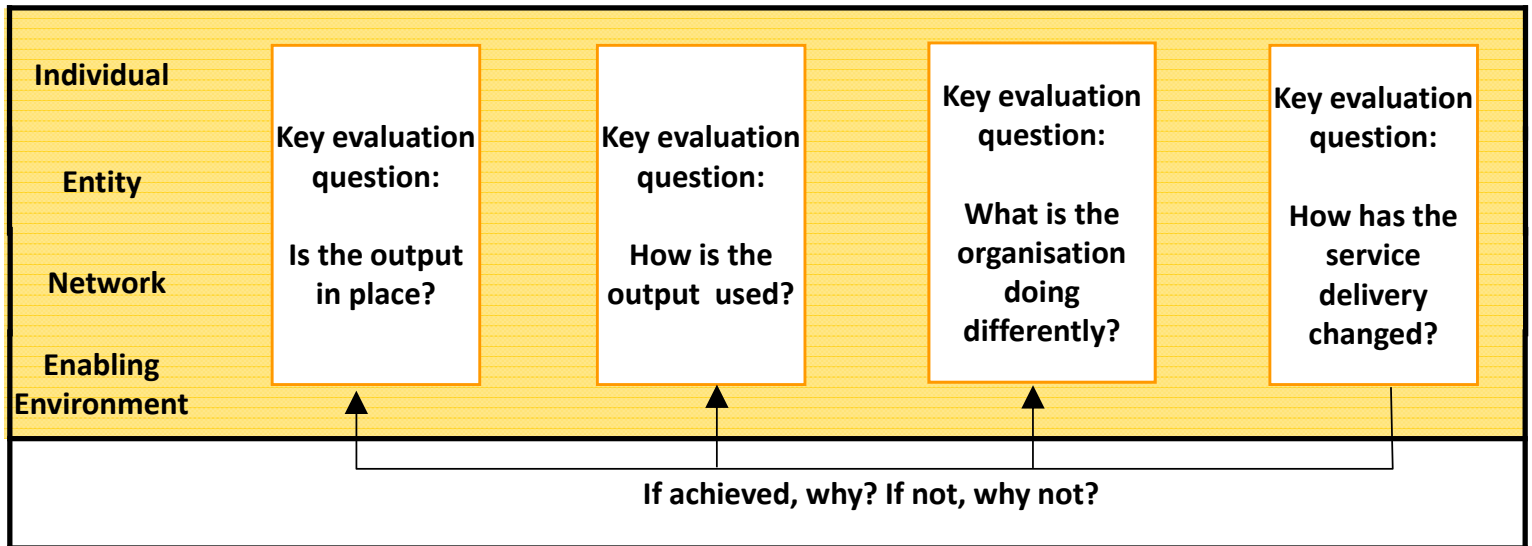
The Conclusion

The CDE Framework adds value through:

- Providing most required information.
- Demonstrating the required characteristics.
- Overcoming weaknesses with previous evaluations.
- Providing other benefits.



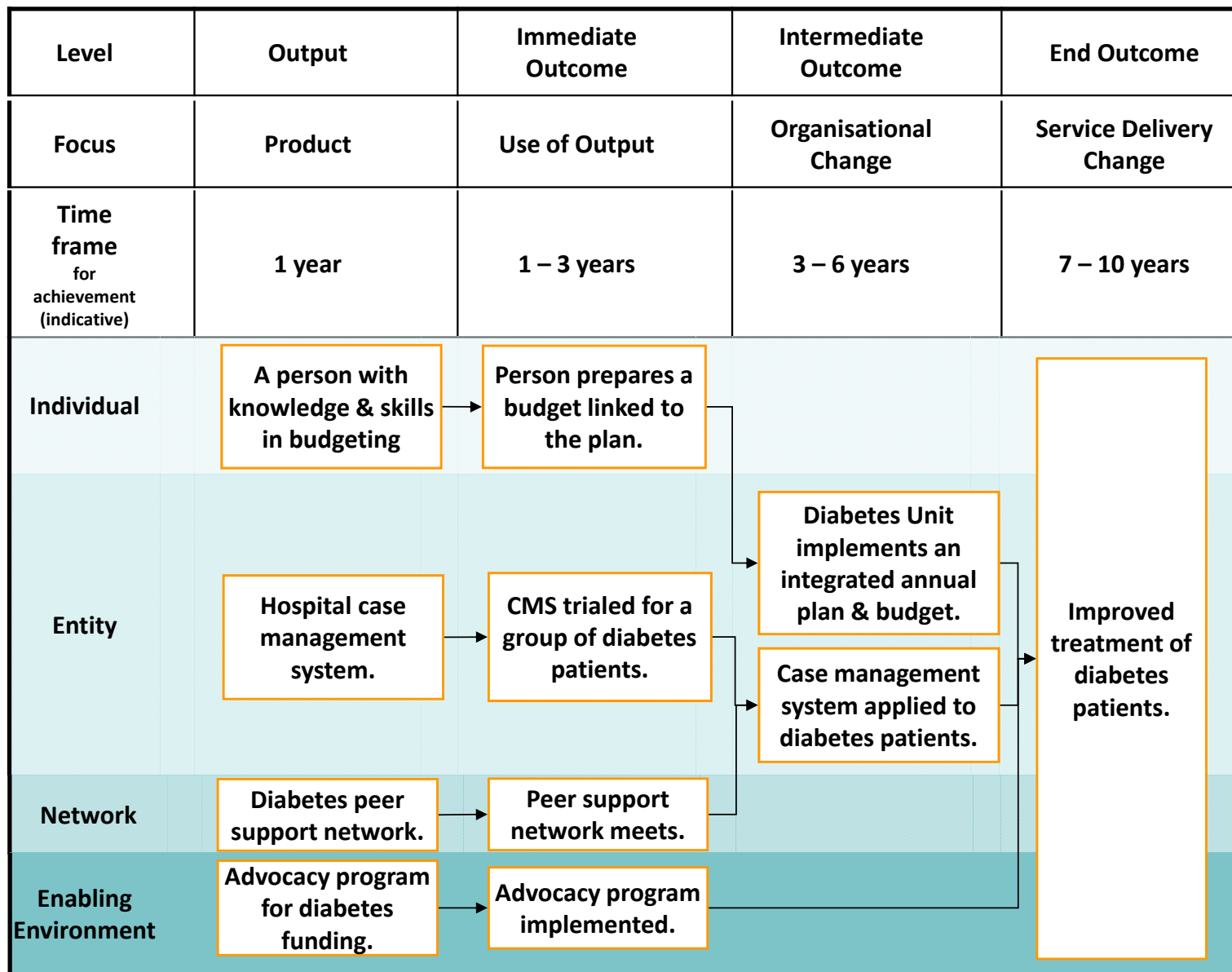
Level	Output	Immediate Outcome	Intermediate Outcome	End Outcome
Focus	Product	Use of Output	Organisational Change	Service Delivery Change
Time frame for achievement (indicative)	1 year	1 – 3 years	3 – 6 years	7 – 10 years



Risk				
Picture of success				

Fiona Kotvojs: fiona@kurrajonghill.com.au





Element of CDE Framework

Horizontal element (results chain)

Time

Vertical element (capacity development elements)

Key evaluation question

Why, why not?

Risk

Picture of success

CDE Framework

Level	Output	Immediate Outcome	Intermediate Outcome	End Outcome
Focus	Product	Use of Output	Organisational Change	Service Delivery Change
Time frame for achievement (indicative)	1 year	1 – 3 years	3 – 6 years	7 – 10 years

Individual				
Entity	Key evaluation question:	Key evaluation question:	Key evaluation question:	Key evaluation question:
Network	Is the output in place?	How is the output used?	What is the organisation doing differently?	How has the service delivery changed?
Enabling environment				

Why, why not?

Risk				
Picture of success				